

# Getting Started

Visit <http://my.vccs.edu> and follow the "Look up your username" link. If you already have your username, login here to access Blackboard, Email and the Student Information System (SIS) or access Blackboard directly at [learn.vccs.edu](http://learn.vccs.edu)

## Please Log In

**My Username**

([Look up your username](#))

**My Password**

([Password Help](#))

**Don't know your Username?** [Look it up.](#)

Fill in the requested information to look up your username and password. If necessary, access the Emplid (Student ID#) look up link.

New user or don't know your username? Use the form below.

First Name	<input type="text"/>
Last Name	<input type="text"/>
Birthdate (MMDDYY)	<input type="text"/>
Emplid ( <a href="#">Lookup my Emplid</a> )	<input type="text"/>
<input type="button" value="Search"/>	

If you don't know your Emplid, [look it up.](#)

Once logged in to my.vccs.edu, click the Blackboard icon to enter Blackboard.

VCCS | VIRGINIA COMMUNITY COLLEGE SYSTEM

Welcome

My Home

Log Out

Welcome

My Tools

 Blackboard

 VCCS SIS8: Student Information System

 Student Email

 View My Information

The NRCC tab will be displayed when you enter Blackboard. The Learn, Student Connect, Research, and Help Tabs provide various student resources from NRCC and the Virginia Community College System (VCCS).

NRCC

Learn

Student Connect

Research

Help

NRCC

My Blackboard Courses

Courses in which you are enrolled:

 [Adam's Test Course](#)

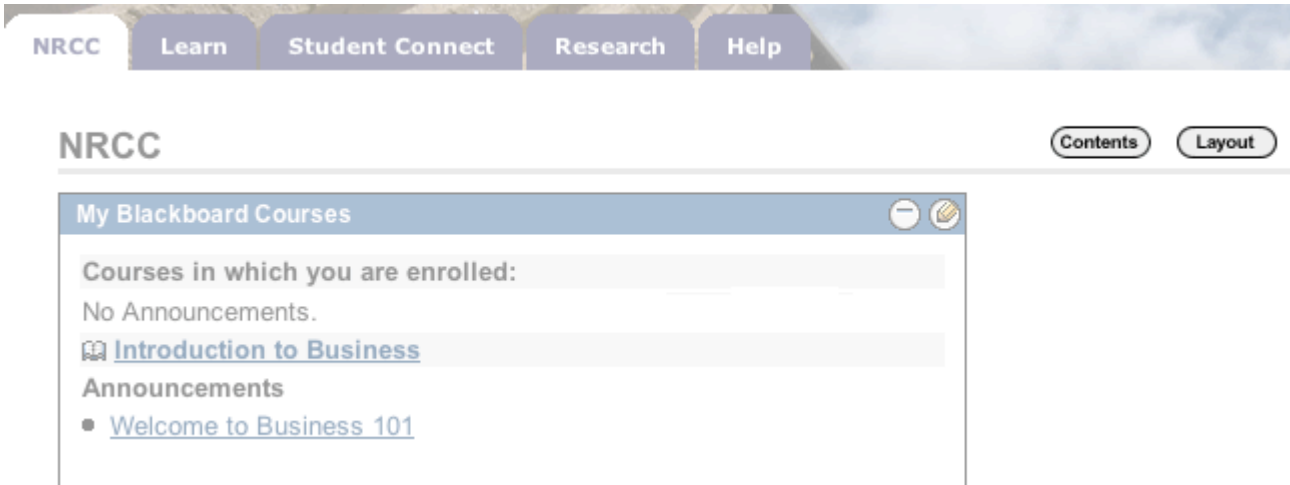
No Announcements.

 [Introduction to Business](#)

Announcements

• [Welcome to Business 101](#)


Use the Contents and Layout buttons to customize the module display and layout for each tab.



The screenshot shows the top navigation bar with tabs for NRCC, Learn, Student Connect, Research, and Help. Below the navigation bar, the NRCC logo is on the left, and 'Contents' and 'Layout' buttons are on the right. The main content area features a 'My Blackboard Courses' module window. The window title is 'My Blackboard Courses' with a close button and a refresh icon. The content inside the window is as follows:

**Courses in which you are enrolled:**

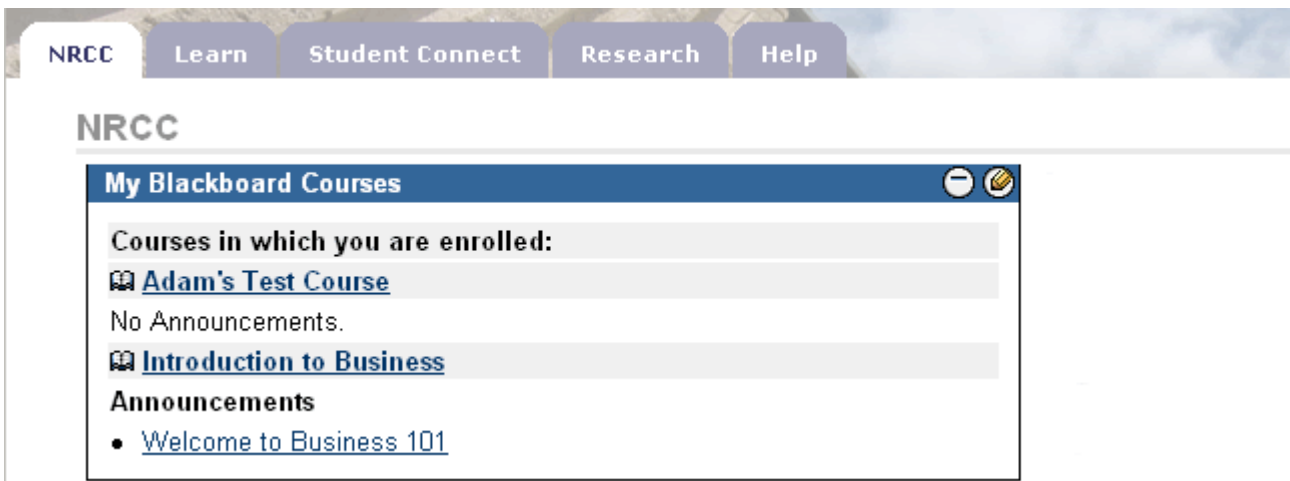
No Announcements.

 [Introduction to Business](#)

**Announcements**

- [Welcome to Business 101](#)

Access your courses by clicking on the course title in the "My Blackboard Courses" module on the NRCC or Learn tabs.



This screenshot is similar to the first one, but with a red rectangular box highlighting the course title 'Introduction to Business' in the 'My Blackboard Courses' module. The rest of the interface, including the navigation bar and the 'Contents' and 'Layout' buttons, remains the same.

The course menu is found on the left and is specific to each course. Most courses will display the Announcements area when entering the course. Use the tabs above the announcement area to view past announcements from your instructor.

**Announcements**

Course Information

Staff Information

Course Documents

Assignments

Communication


Discussion Board

External Links

COURSES > INTRODUCTION TO BUSINESS > ANNOUNCEMENTS

VIEW TODAY    VIEW LAST 7 DAYS    VIEW LAST 30 DAYS    VIEW ALL

**August 04, 2005**

 **Welcome to Business 101**

Hello and welcome to Introduction to Business (BUS 101)  
Please click on the Course Information button at the left. Read the course plan beginning this course.  
Pay special attention to the course schedule and to all deadlines with penalties  
Have a good semester and GOOD LUCK!

Explore each menu item to see how the instructor has organized the course. Depending on the course you may see content folders and items, assignment links which allow you to submit files to your instructor and test/quiz links in different content areas.

NRCC    Learn    Student Connect    Research    Help

COURSES > INTRODUCTION TO BUSINESS > ASSIGNMENTS


Books


Announcements

Course Information





Staff Information

**Assignments**

 **Introduction to Business and Your Instructor**  
Due by 5PM the first Friday after classes begin.

 **Assignment 1**  
Read and following the instructions before Friday April the 29th  
>> [View/Complete Assignment: Assignment 1](#)

Grades are viewed by accessing **My Grades** through the **Tools** menu item.

<a href="#">Course Documents</a>		<a href="#">Calendar</a>
<a href="#">Assignments</a>		
<a href="#">Communication</a>		<a href="#">Digital Dropbox</a>
<a href="#">Discussion Board</a>		
<a href="#">External Links</a>		<a href="#">Homepage</a>
<b><a href="#">Tools</a></b>		
<a href="#">Course Map</a>		<a href="#">My Grades</a>

The "NRCC Student Support" module on the NRCC and Help tabs will provide solutions to common problems and support contact information.

NRCC | Learn | Student Connect | Research | **Help**

## Help

**VCCS Blackboard System Availability** 

The VCCS Blackboard System has a weekly maintenance window on the third Thursday of each month. The system may be unavailable between 12:01 AM and 4:00 AM on this day.

**NRCC Student Support** 

[Accessing online services \(SIS, Blackboard, Email\)](#)

**Support**

Online assistance and support are available at the [VCCS Bb Help Site](#).

The [Bb Student Manual](#) features helpful information.

If you need additional assistance, please complete a [request form](#) to contact our support team.